


# Tutorial 1

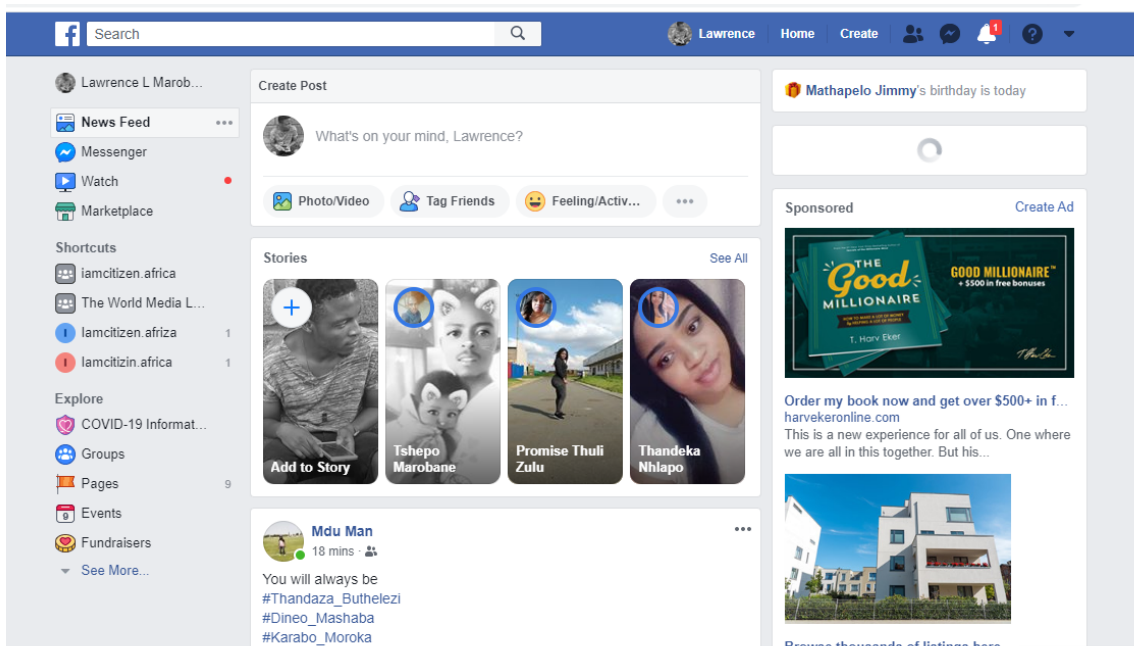
## How to register as a member on A Better Africa



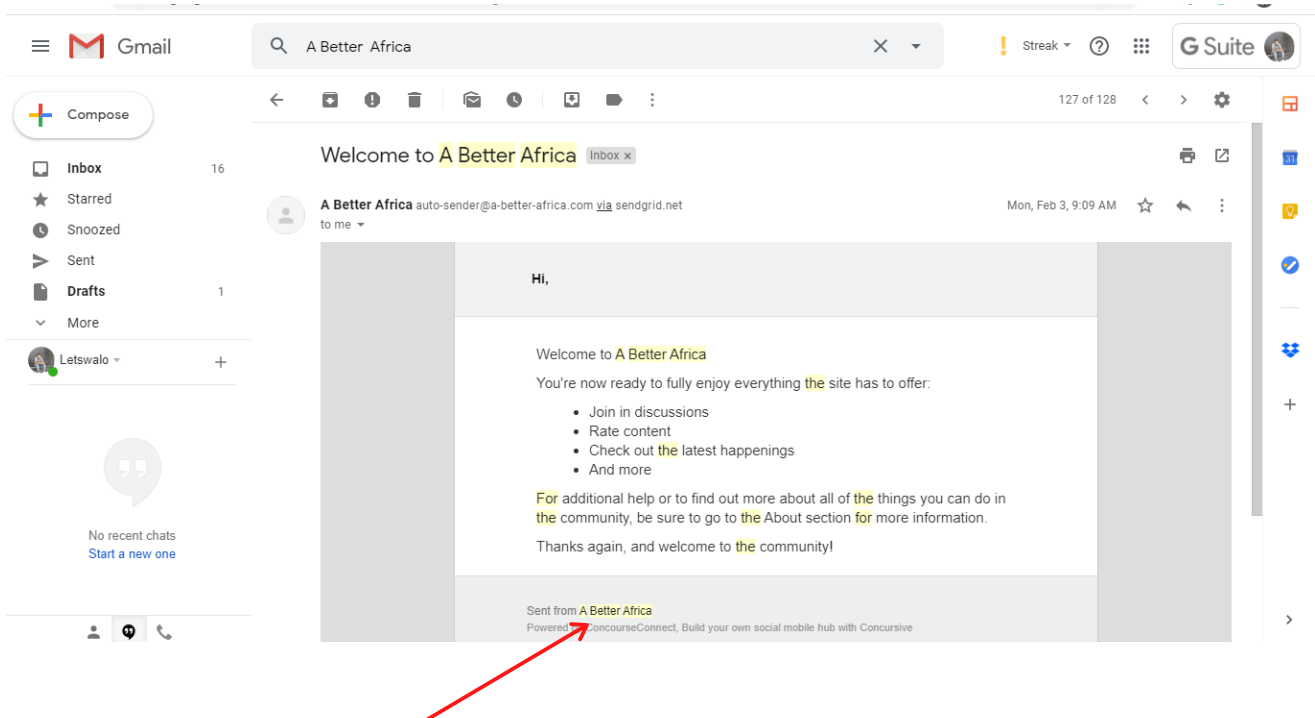
1. When you first land on our home-page, A-Better-Africa, you will need to register.

A screenshot of the 'Sign In' page on the A Better Africa website. The page has a grey header with the ABA logo and navigation links: 'Schools', 'Organisations', 'Groups', 'Events', 'Places', 'Search for...', 'Near', a search icon, and a 'Sign In' button. The main content area is white. On the left, under the 'Sign In' heading, are input fields for 'Email Address' (containing 'letsvalo@indigo.co.za') and 'Password' (masked with dots). Below these is a checkbox for 'Keep me logged in' and a large orange 'Login' button with a right arrow. A link 'Forgot your password?' is below the login button. On the right, there is a blue button 'Login with Facebook' and the text 'Don't have an account with us?' above an orange 'Register »' button. A grey footer at the bottom contains links: 'About', 'Contact', 'Terms', and 'Privacy'.

2. You can register with either your email address or by using a Facebook account.



3. Simply select 'login with Facebook'. It will automatically direct you to your Facebook account and click okay.



4. You'll receive a message to your personal email account, click on the link and your account is ready.

Look out for tutorials on how to populate your school's profile with great content

Thanks for reading.